

Vendor Registration

Join Made-in-Afghanistan.com and showcase your products to a global audience

- 1 Personal Info
- 2 **Business Info**
- 3 Products
- 4 Legal & Submit

1. Personal Information

Full Name * need tow part first and last name

Mobile *

Email *

Password *

Confirm Password *

Address *

Country *

first country name then 1-address and 2
address

State *

City *

Zip Code *

Alternate Phone (optional)

Emergency Contact (optional)

2. Business Identity

replace to number 6 and should optional if they want add
if they do not want not add

Shop Registration Number *


ID Number (Passport/National ID) *

Business Type *


Select Business Type 

Tax Registration Number *


Upload ID Proof *


Click to upload ID Proof

Upload Business Registration Certificate *


Click to upload Certificate

Upload Tax Certificate *


Click to upload Tax Certificate

3. Business Contact Information

REPLACE IT TO NUMBER 2

ADD BUSINESS NAME

Business Address *

Business Phone *

Business Email *

Website / Social Media

e.g., www.example.com or facebook.com/example

4. Banking / Payout Details

replace to number 7 and antinational now

Bank Account Holder Name *

Bank Name & Branch *

Account Number / IBAN *

SWIFT / Routing Code *

Payment Preference *

Select Preference

5. Product Information

REPLACE TO NUMBER 3


Main Product Categories *

Select Category

Sub-Categories / Product Line *

Minimum Order Quantity *

Upload Sample Product Images *



Click to upload Product Images

Description of Materials / Origin *

6. Legal & Compliance

[replace to number 8 all chapter](#)

☐ I agree to the Terms & Conditions *

Vendor Agreement / Commission Terms (attach if applicable)



Click to upload Agreement

Return & Refund Responsibility *

Select Responsibility



Compliance Declaration *

I declare that all information provided is accurate and I comply with all applicable laws and regulations.

☐ I acknowledge the Privacy Notice *

7. Verification

[last one number 9 and submit it](#)

Verification Method *

Select Method



Approval Timeline *

Select Timeline



Vendor Account Status Updates *

Select Preference



8. Support & Communication

replace to number 5

Preferred Language *

Select Language



Vendor Support Contact *

e.g., support@made-in-afghanistan.com

9. Product Booking & Address

Replace to number 4

Booking Form Reference

Pickup / Delivery Address *

Warehouse / Fulfillment Center Address (if applicable)

Submit Registration

By submitting this form, you agree to our [Terms of Service](#) and [Privacy Policy](#).